
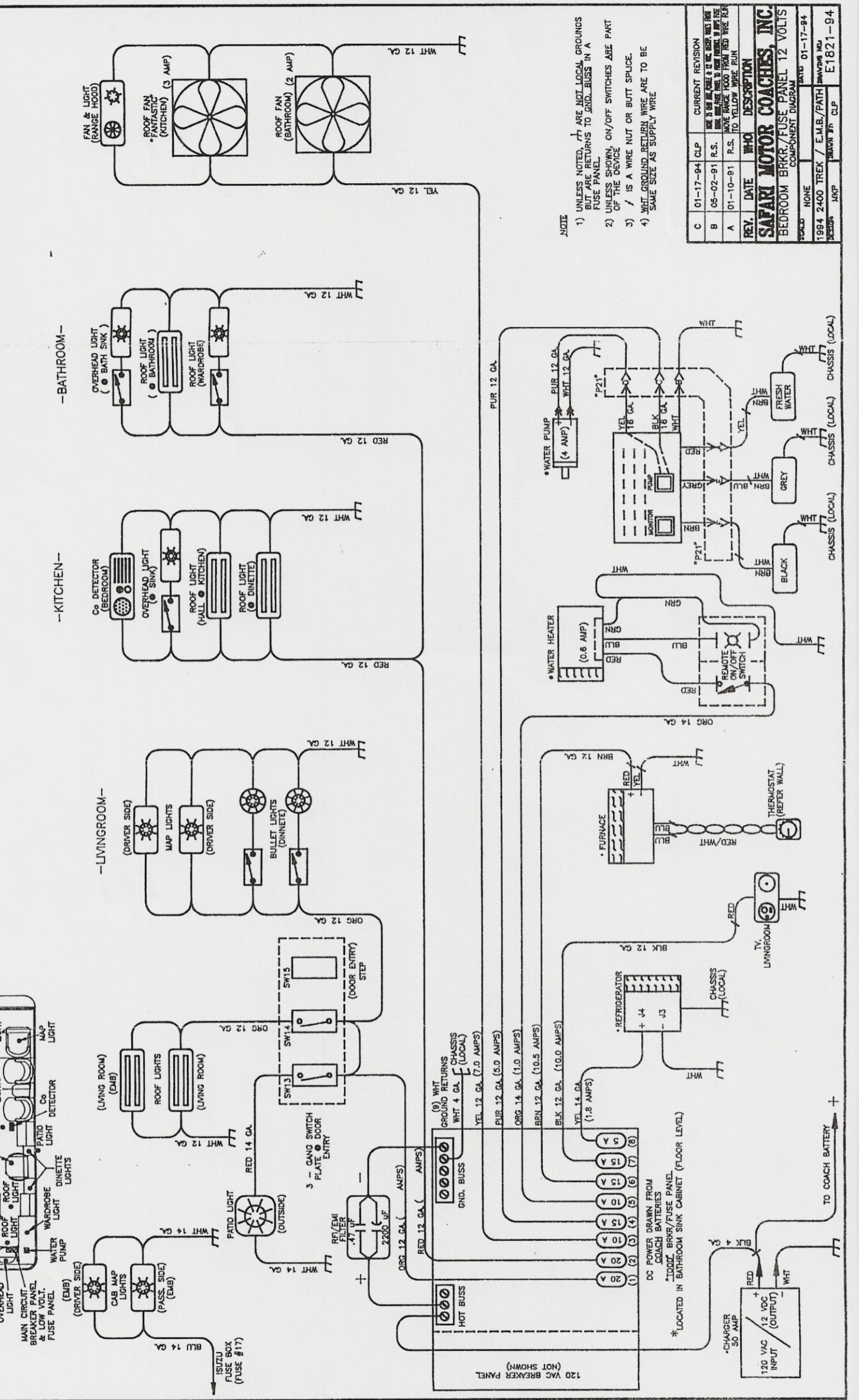


APPLIANCE	MAKE & MODEL NO.	DC CURRENT	CIRCUIT NO.
1. REFRIGERATOR	NORCOLD #682	1.8 AMPS	18
2. FURNACE	SUBURBAN SF42 / 42,000 BTU	10.5 AMPS	16
3. WATER HEATER	SUBURBAN VHS-10-3 / 10 GAL	1.0 AMP	17
4. WATER PUMP	FLOJET 4406 QUAD DIAPHRAGM	3.9 AMPS	12
5. FANTASTIC (FAN)	FANTASTIC 4000BT	2.5 AMPS	13



APPLIANCE	MAKE & MODEL NO.	DC CURRENT	CIRCUIT NO.
1. REFRIGERATOR	NORCOLD #682	1.8 AMPS	18
2. FURNACE	SUBURBAN SF42 / 42,000 BTU	10.5 AMPS	16
3. WATER HEATER	SUBURBAN VHS-10-3 / 10 GAL	1.0 AMP	17
4. WATER PUMP	FLOJET 4406 QUAD DIAPHRAGM	3.9 AMPS	12
5. FANTASTIC (FAN)	FANTASTIC 4000BT	2.5 AMPS	13



REV.	DATE	WHO	DESCRIPTION
C	01-17-94	CLP	CURRENT REVISION
B	05-02-91	R.S.	REVISION TO WIRE BUNDLE TO BE USED WITH THE 1994 2400 TREX / E.M.B./PATH
A	01-10-91	R.S.	REVISION TO WIRE BUNDLE TO BE USED WITH THE 1994 2400 TREX / E.M.B./PATH

SAFARI MOTOR COACHES, INC.	DATE	REV.	DESCRIPTION
BEDROOM BRKR / FUSE PANEL 12 VOLTS	01-17-94	1	COMPONENT DIAGRAM

1994 2400 TREX / E.M.B./PATH	DATE	REV.	DESCRIPTION
1994 2400 TREX / E.M.B./PATH	01-17-94	1	COMPONENT DIAGRAM

NOTE

- 1) UNLESS NOTED, ALL ARE NOT LOCAL GROUNDS BUT ARE RETURNS TO GND. BUSS IN A FUSE PANEL.
- 2) UNLESS SHOWN, ON/OFF SWITCHES ARE PART OF THE DEVICE.
- 3) / IS A WIRE NUT OR BUTT SPLICE.
- 4) WHT. GROUND RETURN WIRE ARE TO BE SAME SIZE AS SUPPLY WIRE.

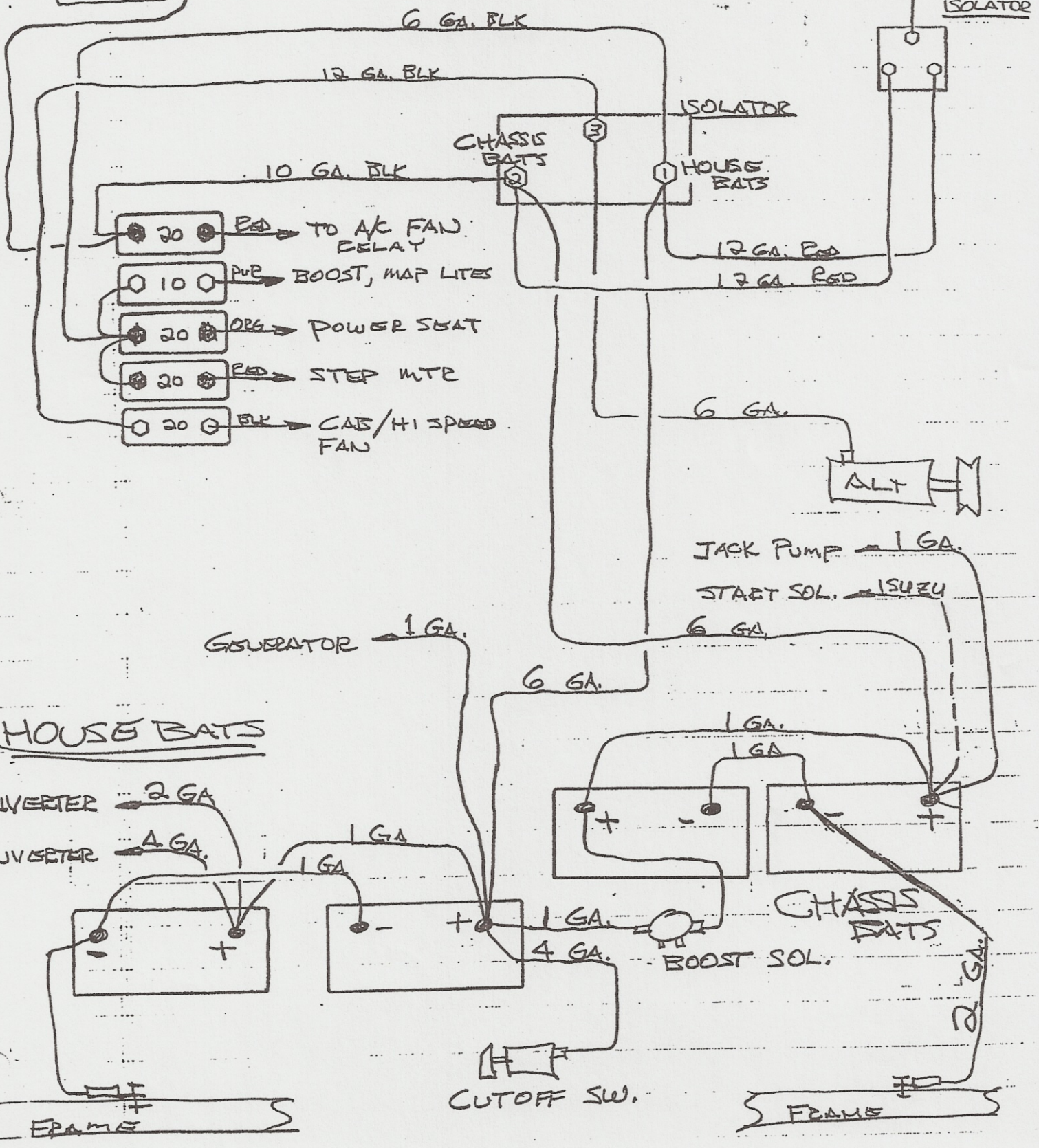
TREK
3-24-92

AIR HORN
RELAY

FROM SOLAR
PANEL

YEL
12 GA.

MINI
ISOLATOR



HOUSE BATS

CHASSIS
BATS

CUTOFF SW.

FRAME

FRAME