



motorcoach


TRAVELER™ 03

A Different Breed of
Holiday Rambler






HOLIDAY RAMBLER

This is Living.



You've found
the best way
out of town.

Introducing the all-new Traveler by Holiday Rambler. Our latest motorhome is smart and agile — without sacrificing amenities. How does it work? You simply lower the unique Electro-Majic® overhead bed into place at night, and in the morning, it retracts into the ceiling. You also have the luxury of a sleeper sofa, as well as a wide range of furniture options to suit your lifestyle. In addition, the Traveler includes many of the same features you've come to expect from a Holiday Rambler, including our exclusive Alumaframe® Superstructure, large storage compartments, and of course, a well-appointed kitchen. And to help make the coach your home-away-from-home, you'll have your choice of three beautiful color schemes and three different cabinet finishes. Looking for a value-minded motorhome that's ready to go? Look to the new coach in town — the 2003 Traveler.



*Choose a
direction, adventure
will follow.*



Electro-Majic® Bed:

At the touch of a button, the exclusive Electro-Majic® bed with mattress and sleepsac lowers from the ceiling into place, giving you a good night's sleep with maximum efficiency.




Living Area with Optional L-Sofa:

Each Traveler floorplan offers a unique combination of plush furnishings in a variety of configurations. For example, the 30PBS model features the option of an L-sofa with barrel chair, shown above. As well as the added touches of matching window treatments, padded carpeting, and a wide range of lighting, including a decorative dining light, recessed halogen lights under the overhead cabinets, and three snake lights in the living area.

30PBS in Island Mocha with Autumn Haze Oak cabinetry.

This coach
is short
and sweet.

The 2003 Traveler is available in your choice of six different floorplans, each with a wide range of options to help you customize your coach to fit your family. And the 30PBS model even has a slide-out in the living area (shown right), for added space. Throughout the coach, you'll enjoy the warmth and beauty of the wood cabinetry in your choice of three different finishes, each with brass hardware. And while linoleum flooring comes standard in the kitchen and bath, you have the excellent option of stylish plank flooring, shown here.



Utility Storage:

The insulated systems compartment gives you easy access to all the hook-ups and provides handy additional storage space.



Swing-Out TV:

The 30PBS features this entertainment center with a swing-out TV cabinet. All Traveler models have a large 25" stereo color TV – most with the sound wired through the ceiling speakers. And you may complete your entertainment package with any of the following options: VCR, DVD player, six-disc CD player, and digital satellite system.



Dinette:

The freestanding dinette table has a laminate top edged with wood, and it includes two freestanding chairs in stylish upholstery.

30PBS in Island Mocha with Autumn Haze Oak cabinetry.



Kitchen:

The Traveler's well-appointed kitchen is a model of convenience. For maximum storage, it features a pantry closet as well as a number of drawers and cabinets, and select models also offer a countertop extension, like the one shown here. You have a variety of appliance options, depending on the model, including a large four-door refrigerator with ice maker, three-burner range with oven and convection microwave with touch control.



Plank Flooring:

Optional plank flooring adds warmth and style to the kitchen and bathroom areas.

Bathroom:

In the bathroom, you'll find a laminated countertop with oval sink, a lighted medicine cabinet with shelves, a mirror, and a one-piece fiberglass shower with glass door and brass frame.





Power Co-Pilot Seat:

For maximum comfort, the Traveler offers the option of this reclining six-way power co-pilot seat, in your choice of fabric or optional Soft Touch vinyl.

Cockpit:

In the cockpit, you're greeted by a reclining six-way power pilot seat, in plush fabric or optional Soft Touch vinyl. All the controls are within easy reach, including the rear vision system with 7" monitor, the CD player with four speakers, and the optional power sunvisors.



Awnings:

To give you a superior RV experience, the Traveler offers a wide range of awning options, including a patio awning, automatic patio awning, Omega slide-out awning, and window awning.

We're not just
building coaches.
We're building confidence.

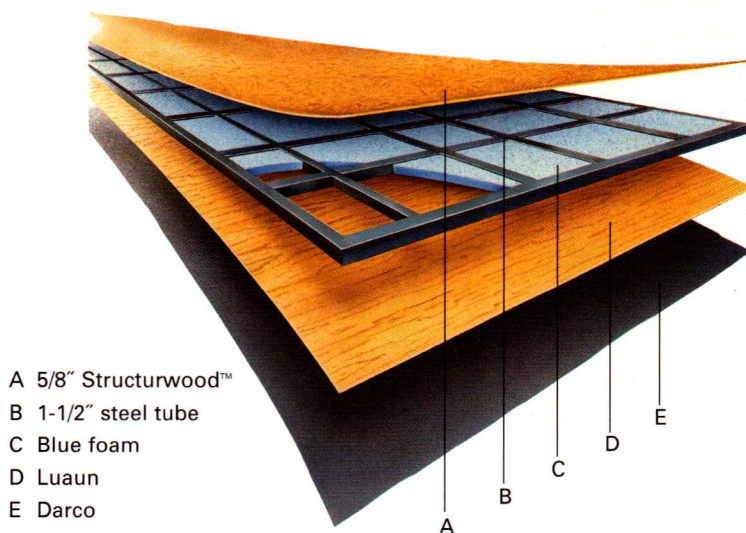
Let's face it, when you're buying a motorhome, it's what's on the inside that really counts. And this is where your Holiday Rambler truly distinguishes itself. With many exclusive construction methods and materials that combine to give you rugged dependability and precision performance. Like our Alumaframe® Superstructure for maximum strength and our multi-layer roof and wall design for maximum insulation. Add to that the reliability of a Ford or Workhorse chassis, and you have the coach you've been waiting for. Want to learn more? A Holiday Rambler dealer in your area will be happy to give you the whole story.



Systems Control Center:

You can easily check and control all the coach's systems, including slide-outs, tank levels, air/heat, and electrical systems right here in this systems control center. For increased efficiency, you have the option of an energy management system, also located here.


5-Layer Floor:



- A 5/8" Structurwood™
- B 1-1/2" steel tube
- C Blue foam
- D Luaun
- E Darco

Slide-Outs:

Unlike many manufacturers, Holiday Rambler utilizes the same high-quality, multi-layer sidewall and roof design in the slide-out construction. This enhances the performance and insulation of the slide-out and reduces the chance for twisting, warping and shifting.

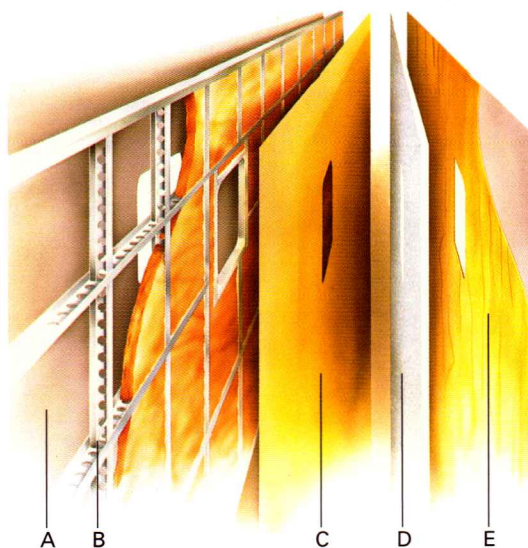


9-Layer Roof Construction:

- | | |
|---|--|
| A Peaked aluminum roof | E Vapor barrier |
| B Luaun backing | F Structure foam: thermal insulative barrier |
| C Thick, tapered bead foam insulation | G 1/2" bead foam insulation |
| D Aluminum double I-beam superstructure filled with fiberglass insulation | H Foam padding for extra insulation |
| | I Padded vinyl ceiling |



Holiday Rambler's automotive-style wiring makes your coach much easier to service than other RVs. The color-coded harnesses are pre-made for each coach and placed in the same location in every unit.





5-Layer Exterior Wall:

- A Smooth .063 aluminum is standard; high-gloss gel coat fiberglass is optional
- B Interlocking C-Channel filled with 1-1/2" fiberglass insulation bonded in place so it doesn't sag or leave spaces uninsulated
- C Vapor barrier
- D Bead foam adds comfort, saves energy and provides a thermal insulative barrier
- E Interior paneling



Alumaframe® Superstructure:

The Traveler features Holiday Rambler's exclusive Alumaframe® Superstructure. Our revolutionary system of aluminum C-Channel crossmembers runs the entire length of the unit, with double-welded intersections for added strength. This rigid design is both lighter and sturdier than wood or tubular aluminum frames – and much more reliable than butt-welded or screwed joint designs. From dirt roads to pot holes, you can count on Alumaframe® to handle the relentless stresses of the road and provide superior structural integrity for many years to come.



Wood

Aluminum
(Butt-Welded)

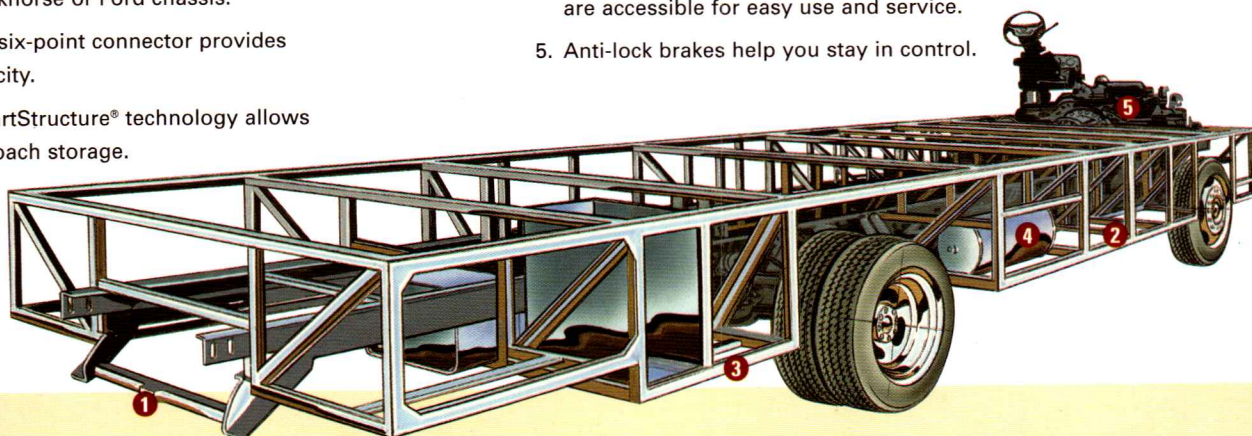
Alumaframe®
(C-Channel)

ROADMASTER SMARTSTRUCTURE® FEATURES:

The Roadmaster SmartStructure® provides superior strength, balance and weight distribution while enabling Holiday Rambler engineers to make maximum use of space. SmartStructure® is fully integrated with your choice of Workhorse or Ford chassis.

1. A hitch receiver with six-point connector provides plentiful towing capacity.
2. The Roadmaster SmartStructure® technology allows for more under-the-coach storage.

3. The steel truss system lowers the center of gravity of the coach and provides a strong platform to carry your coach anywhere you want to go.
4. Propane tank, inverter, water heater and batteries are accessible for easy use and service.
5. Anti-lock brakes help you stay in control.



Storage:

Stow your belongings easily within reach in these one-piece polyethylene storage compartments with integrated single-handle latch doors.

FABRIC CHOICES



ISLAND MOCHA



BEIGE FILIGREE




JADESTONE




WOOD CHOICES



AUTUMN HAZE OAK



REGAL CHERRY (optional)



MAPLE (optional)



Ford Chassis

Weight	26RK	26RB	26RB2	26RB3	28RB	30PBS
Gross Vehicle Weight Rating (Lbs.)	18,000	18,000	18,000	18,000	18,000	20,500
Gross Combined Weight Rating (Lbs.)	23,000	23,000	23,000	23,000	23,000	25,500
Front Gross Axle Weight Rating (Lbs.)	7,000	7,000	7,000	7,000	7,000	7,000
Rear Gross Axle Weight Rating (Lbs.)	11,000	11,000	11,000	11,000	11,000	13,500

Workhorse Chassis

Weight						
Gross Vehicle Weight Rating (Lbs.)	17,000	17,000	17,000	17,000	18,000	20,700
Gross Combined Weight Rating (Lbs.)	21,000	21,000	21,000	21,000	21,000	25,700
Front Gross Axle Weight Rating (Lbs.)	6,000	6,000	6,000	6,000	6,000	7,500
Rear Gross Axle Weight Rating (Lbs.)	11,000	11,000	11,000	11,000	12,000	13,500

Measurements

Wheelbase	158.5"	158.5"	158.5"	158.5"	178"	178"
Overall Length	26' 7"	26' 7"	26' 7"	26' 7"	28' 10"	30' 9"
Overall Height	11' 8"	11' 8"	11' 8"	11' 8"	11' 8"	11' 8"
Interior Height (under Electro-Majic® Bed)	75"/78"	75"/78"	75"/78"	75"/78"	75"/78"	75"/78"
Interior Width	94.5"	94.5"	94.5"	94.5"	94.5"	94.5"
Exterior Width	100.5"	100.5"	100.5"	100.5"	100.5"	100.5"

Tank Capacity All Tank Capacities are Approximate. Actual "Usable Capacity" May Vary as a Result of Variances in Installation and Fabrication of the Tanks.

Water Heater (Gal.)	6	6	6	6	6	6
Gray Tank (Gal.)	39	39	39	39	39	39
Black Tank (Gal.)	39	39	39	39	39	39
Fresh Tank (Gal.)	62	62	62	62	62	62
LP Tank (Gal.)*	24	24	24	24	24	24
Fuel Tank (Gal.) Ford	75	75	75	75	75	75
Fuel Tank (Gal.) Workhorse	60	60	60	60	60	60

*Actual filled LP Capacity is 80% of Listing Due to Safety Shut Off Required on Tank.



Thanks for taking a look at the 2003 Traveler. At Holiday Rambler, we understand that great experiences on the road start with a great RV. Whatever your passions and wherever your destinations, our coaches are designed to lead you to the adventure around every corner – to let you meet the Great Outdoors on your terms, at whatever pace you choose. So here's to the freedom of the open road. And here's to a new world of possibilities – in a 2003 Traveler from Holiday Rambler.

Due to the large variety of options and floorplan arrangements available to our customers, actual weights for each unit can differ significantly. Holiday Rambler provides a weight sticker on each unit we produce which includes that unit's tank capacities and approximate weight. Consult your local Holiday Rambler dealer for unit availability and further information.

The information printed in this brochure reflects product design, fabrication, and component parts at the date of printing. The manufacturer reserves the right, at any time, to make changes in product design or material or component specifications as its sole option, without notice. This includes the substitution of components of a different brand or trade name, which will result in comparable performance. All information printed in this brochure is subject to change after the date of printing. Some features shown or mentioned in this brochure are optional and may only be available in selected floorplans. Photographs may show props or decorations that are not standard equipment on Holiday Rambler models. Holiday Rambler, the HR logo and its design, are registered trademarks. All other products and company names are trademarks and/or registered trademarks of their respective holders.

While the color of the motorhome's exterior and the interior fabrics depicted in this sales brochure are fair and reasonable depictions, the colors depicted may not be an exact match of the actual colors because of the variances in photo-processing and variances caused by inserting the photographs within the sales brochure. Due to product improvements, changes during the model year and/or transcription errors that may occur, information represented within this brochure may not be accurate at the time of your purchase. If certain information is significant to your purchasing decision, please confirm the information with your dealer prior to submitting your order.

Your towed vehicle should be equipped with auxiliary brakes if the weight of the towed vehicle exceeds 1,000 lbs.

BODY CONSTRUCTION**Standard Features**

Alumaframe® Superstructure
Steel Cage Construction
Peaked Aluminum Roof with Fiberglass Insulation
Smooth Aluminum Exterior Walls

Front and Rear Molded Fiberglass Caps
Steel Framed Floor
Laminated Structurwood™ Flooring
Interior Paneling with 3/4" Insulation
Foam Insulation Underbelly with Luaun Backer
One Piece Engine Cover
Power Heated Remote Mirrors

Baggage Doors with Integrated Single Handle Latches
One-Piece Polyethylene Pass-Through Storage Compartments
Mud Flaps
Painted Mask and Skirt with Vinyl Exterior Graphics

Options

Rear Ladder

COCKPIT**Standard Features**

Fiberglass Automotive Dash
CD Player/Radio with Four Speakers
Multi-Positioned Sunvisors
Rear Vision System with 7" Monitor and Audio

Intermittent Windshield Wipers
Tilt Steering Wheel
Cruise Control
Power Steering
Center Console for Engine Cover with Cup Holder and Snack Tray

Side Cup Holder for Co-Pilot Seat
Fabric Pilot and Co-Pilot Recliner Seats with Six-Way Power Pilot Seat
Carpet Driver and Passenger Floor Mats
Dash Computer Laptop Workstation

Options

Six-Way Power Co-Pilot Seat
Soft Touch Vinyl Pilot and Co-Pilot Seats
Power Sunvisors
Air Horns
CB Radio Prep
AM/FM Cassette (Deletes CD Player)

APPLIANCES AND ACCESSORIES**Standard Features**

Large Double-Door Refrigerator with Ice Maker and Black ABS Refrigerator Insert Panels
High-Output Three-Burner Cooktop
Bi-Fold Range Cover
Microwave with Touch Control (N/A: 30PBS)

Spacesaver Microwave with Touch Control (30PBS)
Range Hood with 12V Fan (N/A: 30PBS)
25" Stereo Color TV with Remote Control in Living Area
TV Wired Through Ceiling Speakers (N/A: 30PBS)
TV Antenna with Booster and TV Jacks
Video Control Box with Dual Hook-Ups for DSS and Cable
Cable TV Hook-Up and Telephone Jacks

Options

Large Four-Door Refrigerator with Ice Maker (N/A: 30PBS)
Three-Burner Range with Oven ILO
Three-Burner Cooktop
Convection Microwave with Touch Control (N/A: 30PBS)
Spacesaver Convection Microwave with Touch Control (30PBS)

VCR

DVD Player
Digital Satellite System
Six-Disc CD Player
Washer/Dryer Prep with 10-Gallon Water Heater (26RB)
Vented Combination Washer/Dryer (26RB) (Requires Washer/Dryer Prep)

INTERIOR**Standard Features**

Autumn Haze Oak Cabinetry
Raised Panel Cabinet Doors on Overhead Cabinets, Flat Panel Cabinet Doors on Base Cabinet and Wardrobes
Decorative Border in Kitchen and Bath Area
Telestrut Overhead Storage Doors and Positive Catches on All Other Doors
Low Friction Roller Drawer Guides
Brass Cabinet Hardware
Wood Interior Grab Handle
Laminated Kitchen Countertop with Wood Edge, Fiberglass Sink, White Faucet and Sink Cover
Kitchen Countertop Extension (26RB3, 30PBS)
Tip-Out Tray in Front of Kitchen Sink
Laminated Bath Countertop with Wood Edge and Oval Sink

Nightstands and Dinette Countertops Laminated with Wood Edge
Dinette Table with Two Freestanding Chairs
Linoleum Flooring in Kitchen and Bath
Nylon Carpeting and Pad in Living Area
Padded Vinyl Ceiling
Medicine Cabinet with Shelves
Bathroom Mirror
Towel Bars in Bathroom
Electro-Majic® Bed, Mattress and Sleepsac
Fabric Sleeper Sofa with Accent Pillows
Fabric Barrel Chairs (Two Each) (N/A: 26RK, 26RB3)
Flip-Up Party Table (26RK, 26RB2, 28RB)
Mini Blinds and Valances Throughout

Options

Woods: Regal Cherry or Maple
New Decors: Island Mocha, Beige Filigree, Jadestone
Wilsonart® Plank Flooring in Kitchen and Bath
Day/Night Pleated Shades
Blackout Shades in Living Area
Computer Table (Deletes one Barrel Chair) (N/A with Electric Sofa Option) (26RK, 26RB2, 28RB)

Fabric Barrel Chair and Flip-Up Party Table ILO Sofa (26RB)
Fabric L-Sofa with Drawer and One Barrel Chair (30PBS)
Fabric Electric Sofa (N/A with Computer Table)
Soft Touch Vinyl Euro Recliner with Ottoman (This Option Requires Computer Table Option ILO Flip-Up Party Table Except on 30PBS) (26RK, 26RB3, 28RB, 30PBS)

**ELECTRICAL SYSTEMS
AND LIGHTS****Standard Features**

50 Amp 120V Distribution Panel and Power Cord
Onan® 4.0 KW Generator
(4) 6V House Batteries
1500-Watt Inverter
Systems Control Center with Digital Thermostat

12V and 110V Outlets in Cockpit Area
Porch Light
Power Entry Step with Light
Water Pump Switch in Service Area
Lights in Outside Storage Compartment
120V Receptacles in Outside Storage Compartment
Underhood Utility Light
Computer Hook-Up with Phone Jack in Dinette Area

Medicine Cabinet Light
Decorative Dining Light
Decorative Lights on Bottom of Overhead Cabinets
Fluorescent Ceiling Lights Throughout
Decorative Fluorescent Ceiling Kitchen Light Fixture
Halogen Lights with Dimmer Switch Below Cockpit Overhead Cabinets
Three Snake Lights in Living Area

Options

Energy Management System
Solar Panel
Onan® 5.5 KW Gas Gold Advantage Generator

PLUMBING AND LP SYSTEMS**Standard Features**

Demand Water System and Water Pump
Water Filter Under Kitchen Sink
6-Gallon LP Gas/Electric Water Heater with Electronic Ignition (DSI)

Winterization Valving System
One-Piece Fiberglass Shower
Glass Shower Door with Brass Frame
Toilet with Sprayer
No-Fuss Flush Black Holding Tank Rinsing System

Water Heater By-Pass
Insulated Systems Compartment with Easy Access to Hook-Up
Gravity and Pressurized Water Fill

Options

10-Gallon LP Gas/Electric Water Heater with Electronic Ignition (DSI)

**HEATING, VENTS
AND AIR CONDITIONING****Standard Features**

One Low-Profile 13.5M BTU Air Conditioner with Ducted Air

Electronic Dash AC/Heat Climate Control System
31M BTU Electronic Ignition Furnace
In-Floor Ducting Heating System
12V Attic Fan Kitchen (Non-Reversing)

12V Roof Vent in Bath (Non-Reversing)
12V Attic Fan with Rain Sensor Above Electro-Majic® Bed

Options

12V Wet Bay Heater
Heat Pumps with 13.5 A/C

**WINDOWS, DOORS
AND AWNINGS****Standard Features**

Radius Flush Mount Single Pane Safety Glass Dark Tinted Slider Windows
Radius Entrance Door with Screen
Entry Assist Handle
Topper Slide-Out Awning (30PBS)
Awning Rail
Tinted Skylight in Bathroom with Protecta Glaze

Options

Radius Flush Mount Dual Pane Safety Glass Dark Tinted Slider Windows
Patio Awning
Automatic Patio Awning
Omega Slide-Out Awning (30PBS)
Window Awning

SAFETY**Standard Features**

Fire Extinguisher
Deadbolt Lock on Entrance Door
120V GFI Protected Circuit (Kitchen, Bathroom, Exterior)
LP Gas Detector

Smoke Detector
Carbon Monoxide Detector
Pilot and Co-Pilot Integrated Seat Belts (Lap and Shoulder)
Third Brake Safety Light
Egress Window

**FORD CHASSIS/
ENGINE/SUSPENSION****Standard Features**

Electronic Fuel Injected Gas
Engine 6.8L/V10
Cubic Inch Displacement: 415"/6.8L

4-Speed Automatic Transmission with Overdrive
130 Amp Alternator
Rear Axle Ratio: 5.38:1
Radial Tires: 245/70R/19.5F
Leaf Spring Suspension

ABS Brakes
Hitch Receiver with Six-Point Connector 5,000 lb.
Stainless Steel Wheel Simulators
Undercoating

Options

Manual Hydraulic Leveling System

**WORKHORSE CHASSIS/
ENGINE/SUSPENSION****Standard Features**

Electronic Fuel Injected Gas
Engine 8.1L/V8
Cubic Inch Displacement: 496"/8.1L
4-Speed Automatic Transmission with Overdrive (17,000 lb. and 18,000 lb. Chassis)

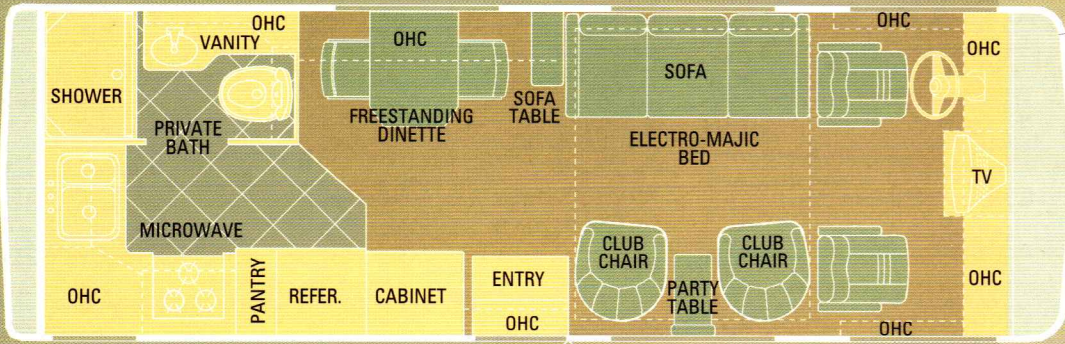
5-Speed Automatic Transmission with Overdrive (20,700 lb. Chassis)
145 Amp Alternator
Rear Axle Ratio: 4.63 (4.88 – 30PBS)
Radial Tires: 225/70R/19.5F (30PBS – 245/70R/19.5)
Stainless Steel Wheel Simulators

Leaf Spring Suspension
ABS Brakes
Hitch Receiver with Six-Point Connector (4,000 lb. on 17,000 lb., 3,000 lb. on 18,000 lb. and 5,000 lb. on 20,700 lb. GVW Chassis)
Undercoating

Options

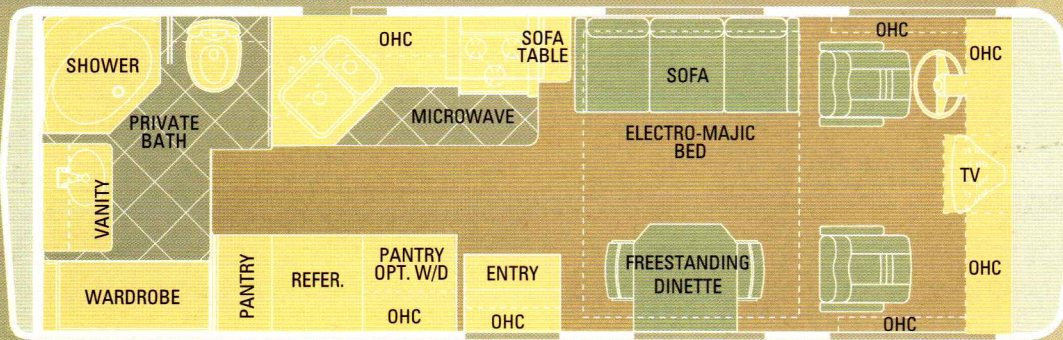
Manual Hydraulic Leveling System

MODEL | 26RK



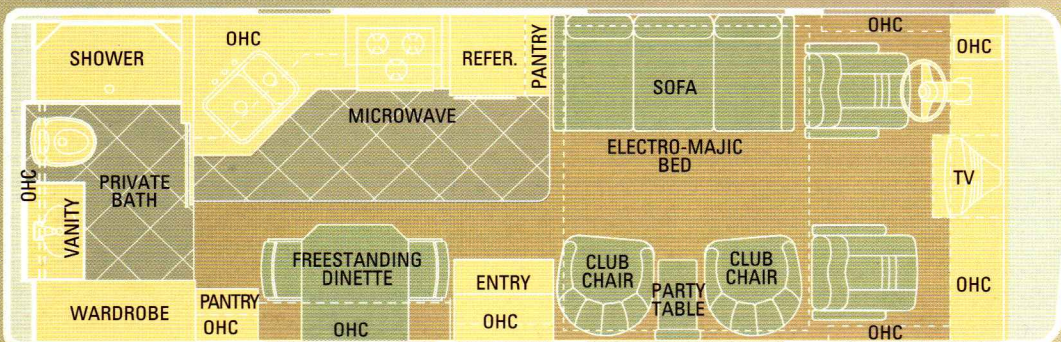
26RK Options Include:
Computer Table
Fabric Electric Sofa
Soft Touch Vinyl Euro Recliner with Ottoman

MODEL | 26RB








26RB Options Include:
Fabric Barrel Chair and
Flip-Up Party Table ILO Sofa
Fabric Electric Sofa

MODEL | 26RB2

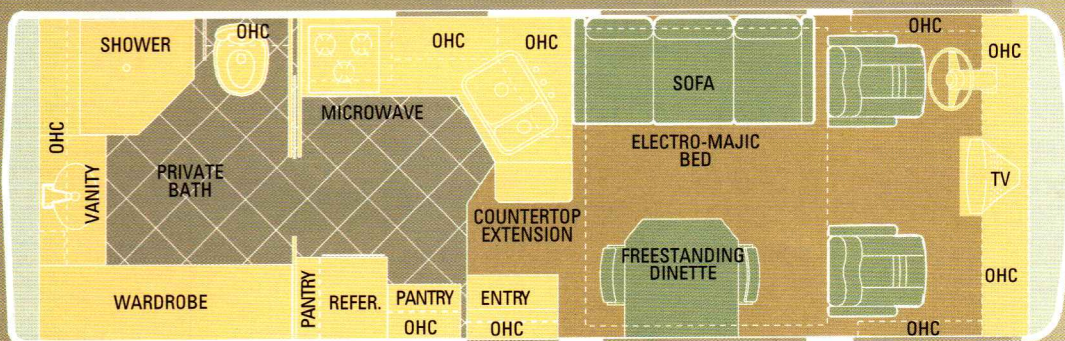


26RB2 Options Include:
Computer Table
Fabric Electric Sofa

OPTIONAL ITEMS:

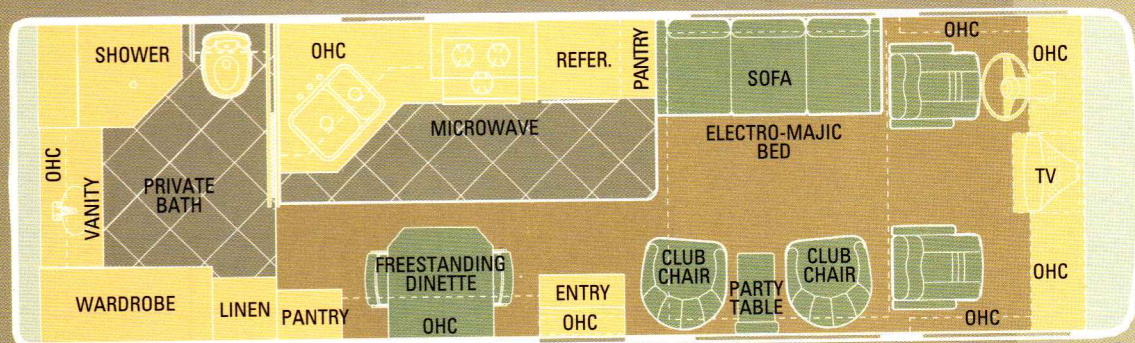
				
Computer Table	Fabric Barrel Chair and Flip-Up Party Table ILO Sofa	Fabric Electric Sofa	Fabric L-Sofa with One Barrel Chair	Soft Touch Vinyl Euro Recliner with Ottoman

MODEL | 26RB3



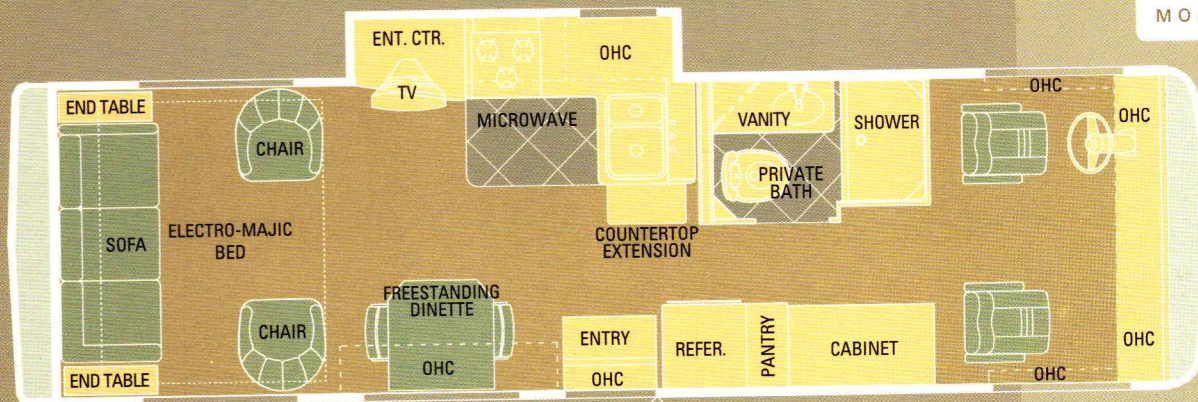
26RB3 Options Include:
Fabric Electric Sofa
Soft Touch Vinyl Euro Recliner
with Ottoman

MODEL | 28RB



28RB Options Include:
Computer Table
Fabric Electric Sofa
Soft Touch Vinyl Euro Recliner
with Ottoman

MODEL | 30PBS



30PBS Options Include:
Fabric L Sofa with
One Barrel Chair
Fabric Electric Sofa
Soft Touch Vinyl Euro Recliner
with Ottoman



2003 TRAVELER




WHEREVER YOU GO, IT'S GOOD TO KNOW YOU'VE GOT CONNECTIONS.

Drive away in a new Holiday Rambler, and you enter a world

where there are no strangers. One where you're always welcome to pull up a chair and swap stories. And where there's always someone around the corner to give you a hand.

For almost 50 years, Holiday Rambler has been working to perfect your RV experience. And from the moment you leave the dealership, you'll become a part of it all. To start you on your way, you'll receive a one-year free membership in the Holiday Rambler Club, plus 24-hour emergency roadside assistance. We'll also sign you up for a one-year free subscription to our *Holidays* magazine,



Owner Advantage Program

As a Holiday Rambler owner, you're invited to join our comprehensive Owner Advantage Program. With this impressive roadside assistance package, Master Certified RVDA Technicians and ASE Certified Technicians are on call 24 hours a day to handle any

to keep you informed of all the latest news and events. And naturally, you'll enjoy a standing invitation to meet other Holiday Rambler owners at exciting rallies from coast-to-coast.

Wherever your travels take you, you'll have the full support of our nationwide network of over 200 dealers and 350 service facilities. Along with our parent company, Monaco Coach Corporation, we are the only manufacturer providing 24-hour, 7-days-a-week customer support by trained company employees. And for added peace of mind, our Web site is always available to provide information and updates.

So sit back, open the atlas, and plot the first adventure in your new Holiday Rambler. You're one of the family now.

www.holidayrambler.com



problems you may experience with your coach. But that's not all. Members of our Owner Advantage Program also receive the following benefits: unlimited roadside service, fuel delivery, tire change, battery jump start, lockout service, trip routing and maps and much more.



HOLIDAY RAMBLER®

This is Living.

MONACO COACH CORPORATION

(800) 245-4778

Visit our Web site at www.holidayrambler.com

Monaco is traded on the New York Stock Exchange under the listing MNC © 2002, Monaco Coach Corporation 0902 NPN:BROHTRA Litho in USA.

