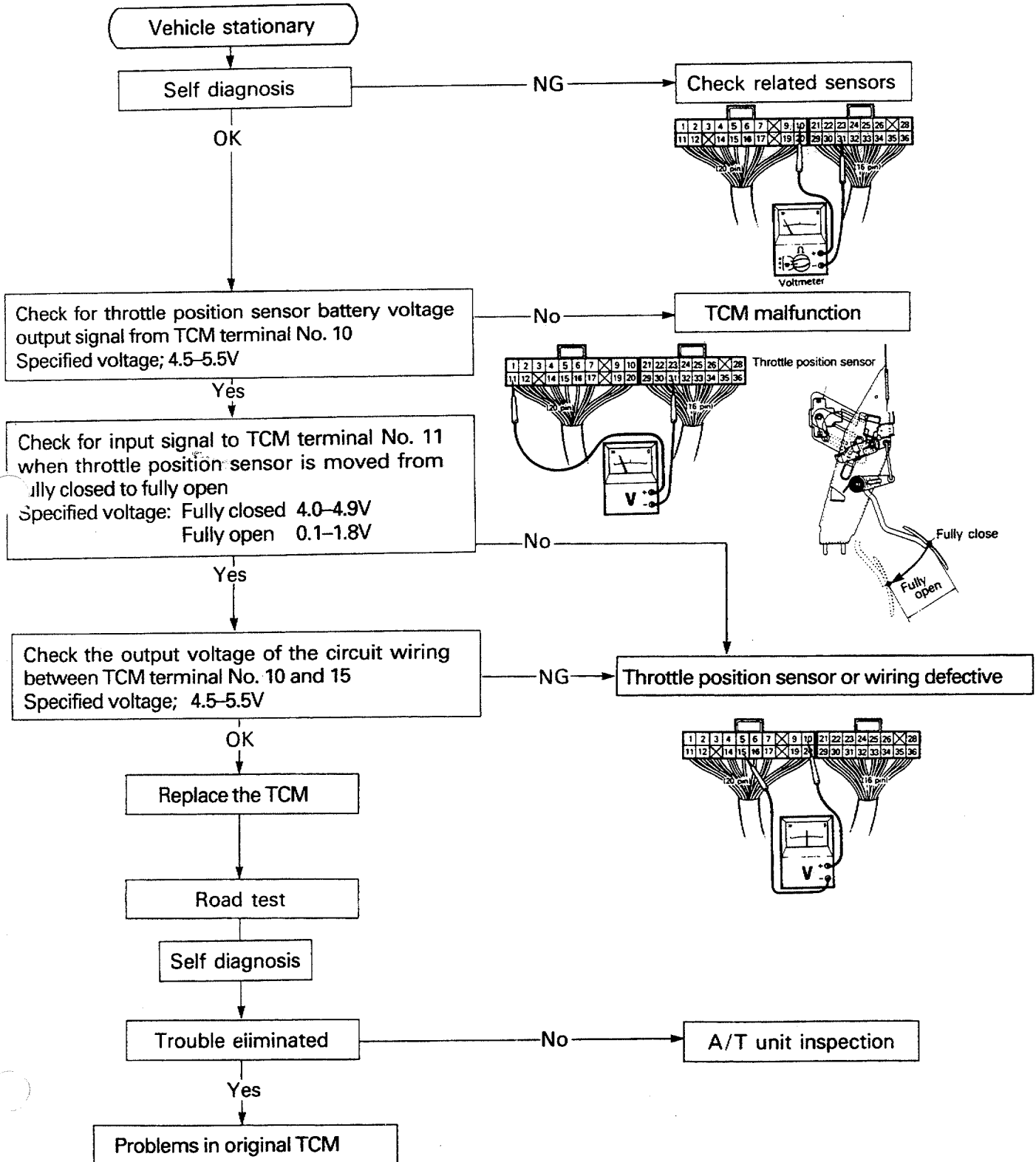


GEAR CHANGE CONTROL MALFUNCTION

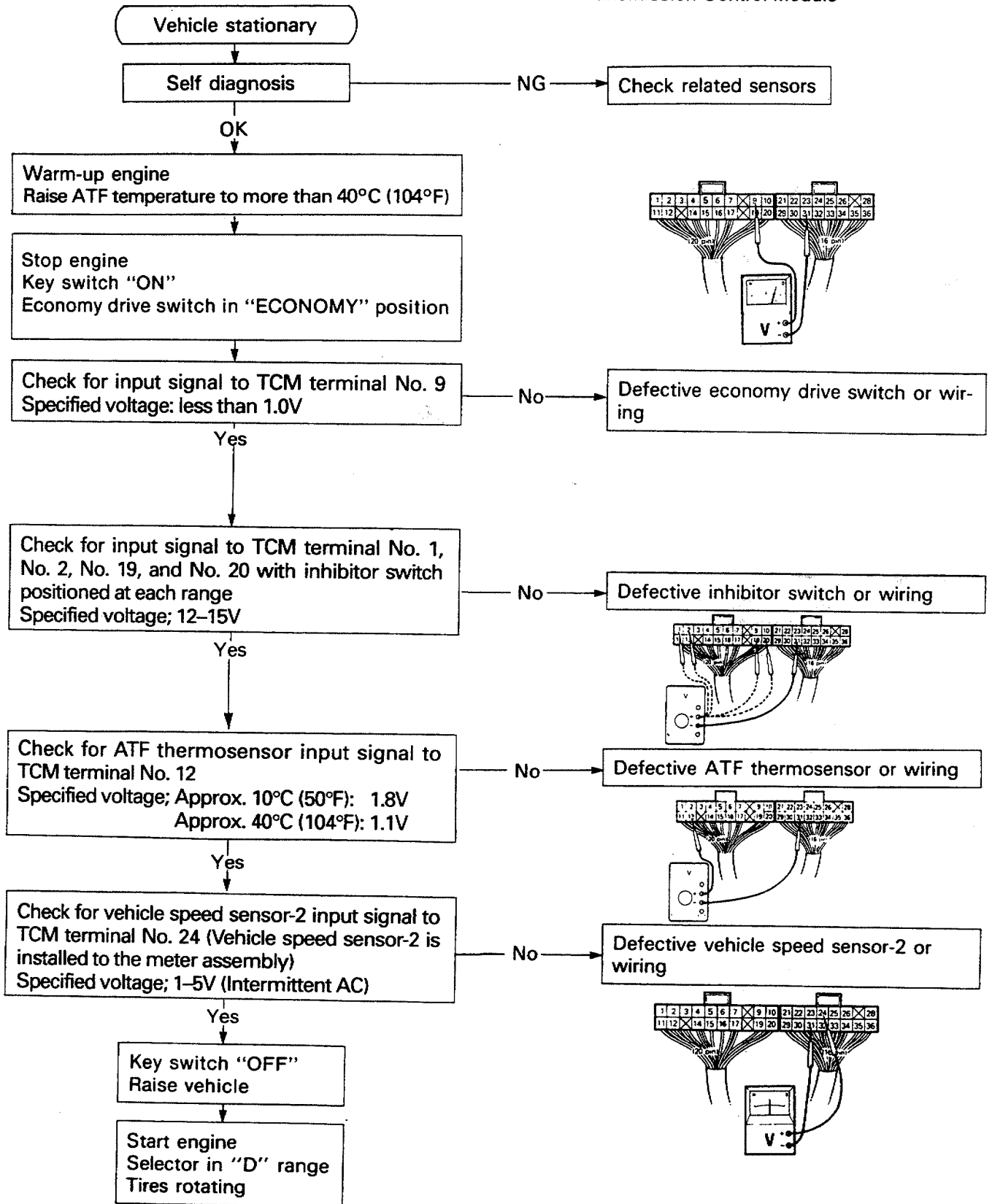
A/T : Automatic Transmission
TCM: Transmission Control Module

1. Transmission does not downshift when the accelerator is quickly pressed to the floor in the "D" range.



2. Transmission does not upshift during gradual acceleration in the "D" range.

AC : Alternating Current
 ATF : Automatic Transmission Fluid
 TCM: Transmission Control Module

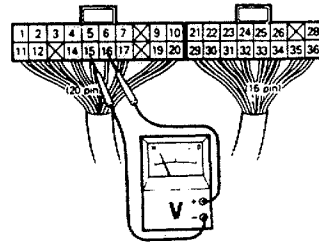


Continued on the next page

7A1-28 AUTOMATIC TRANSMISSION

Continued from the previous page

AC : Alternating Current
 A/T : Automatic Transmission
 TCM: Transmission Control Module

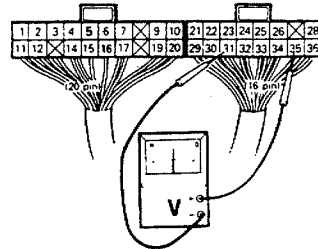


Check for AC voltage between negative TCM terminal No. 15 and positive TCM terminal No. 16

- Stop the tire rotation by depressing the brake pedal. (Vehicle speed is 0 mph): 0V
- Vehicle speed at 15 mph (24 km/h): More than 1V
- Vehicle speed slowly increasing: Voltage should rise with vehicle speed

No

Defective vehicle speed sensor-1
 (installed to the A/T unit)
 Connector or wiring defective



Yes

Check for output signal from TCM terminal No. 35 and No. 36 with shift solenoids A and B in both the "ON" and "OFF" positions
 Specified voltage: Shift solenoid
 "ON" 12-15V
 "OFF" less than 1V

No

TCM malfunction

TCM terminal	Gear Position Solenoid	Gear Position			
		D ₁	D ₂	D ₃	D ₄
35	Shift Solenoid A	ON	OFF	OFF	ON
36	Shift Solenoid B	ON	ON	OFF	OFF

Yes

Key switch "OFF"
 Down the vehicle

Check for continuity between solenoids A and B

No

Defective solenoid connectors or wiring

Yes

Replace the TCM

Road test

Check for normal gear change control

No

A/T unit inspection

Yes

Problems in original TCM